



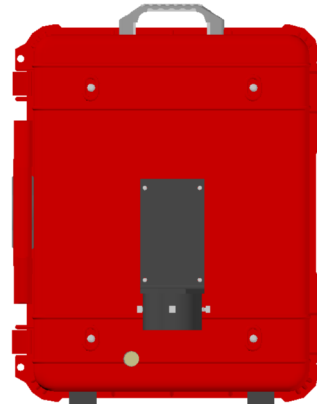
## SELECT A MOUNTING CONFIGURATION



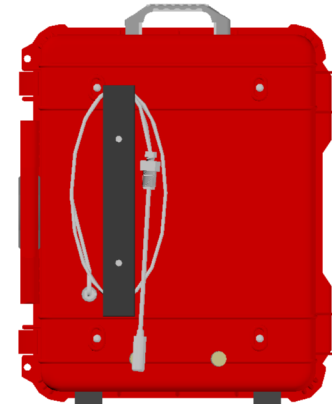
**STANDARD CASE**  
(BACK CONNECTION)



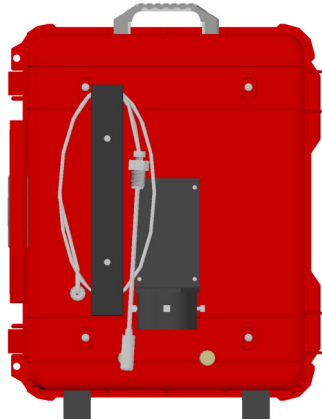
**STAND & HANDLE**  
(BACK CONNECTION)



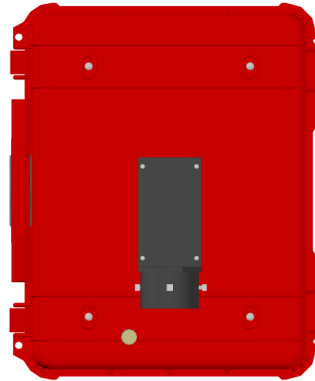
**STAND & HANDLE**  
**PIPE MOUNT**  
(BACK CONNECTION)



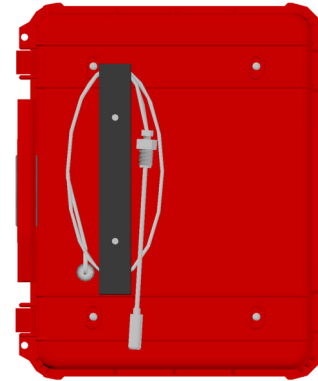
**STAND & HANDLE,**  
**TEMP REEL**  
(BACK CONNECTION)




**STAND & HANDLE,**  
**PIPE MOUNT & TEMP REEL**  
(BACK CONNECTION)




**PIPE MOUNT**  
(BACK CONNECTION)



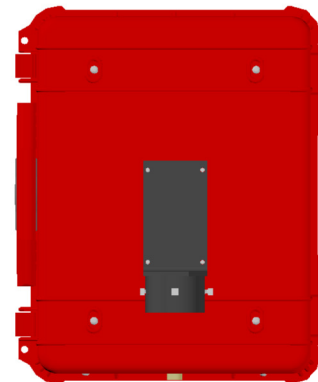
**TEMP REEL**  
(BACK CONNECTION)



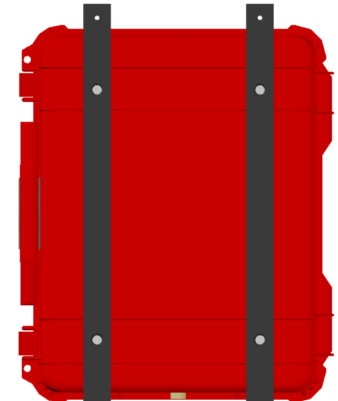
**PIPE MOUNT, TEMP REEL**  
(BACK CONNECTION)



**STANDARD CASE**  
(BOTTOM CONNECTION)



**PIPE MOUNT**  
(BOTTOM CONNECTION)



**PANEL MOUNT**  
(BOTTOM CONNECTION)